



# Discover Central Europe

[www.discover-ce.eu](http://www.discover-ce.eu)



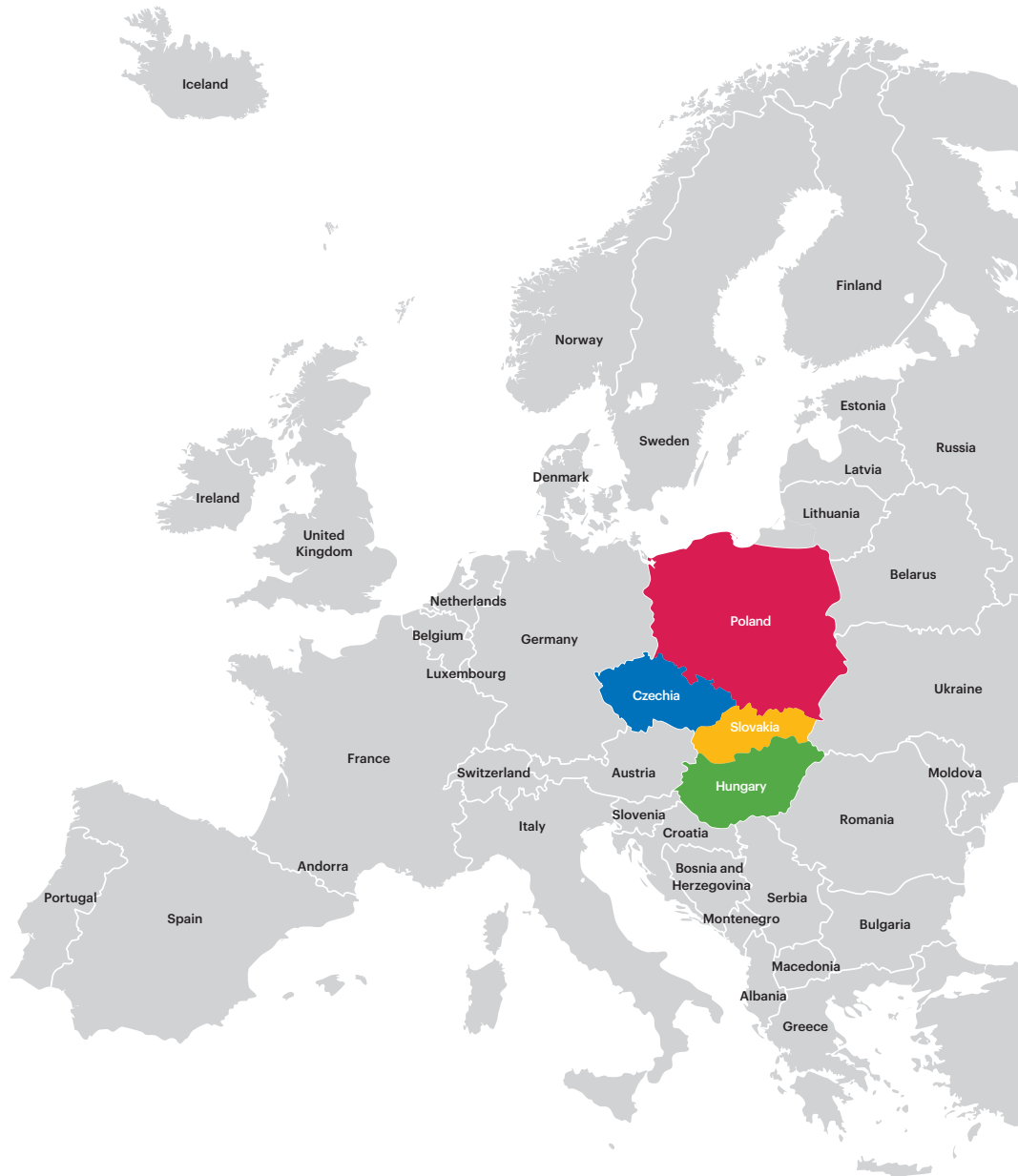
## Discover Central Europe Facts and Figures 2017–2021

#VisitCzechia



SLOVAKIA  
TRAVEL

# The Visegrad Group Countries



## Czechia

Area	78,866km <sup>2</sup>
Population	10,6 milion
Capital	Prague
Language	Czech
Time-Zone	GMT + 1
Currency	Czech Crown (CZK)
Major cities	Prague, Brno, Ostrava

Source: Czech Statistical Office

## Hungary

Area	93,030km <sup>2</sup>
Population	9,7 milion
Capital	Budapest
Language	Hungarian
Time-Zone	GMT + 1
Currency	Hungarian Forint (HUF)
Major cities	Budapest, Debrecen, Szeged, Miskolc, Pécs

Source: Hungarian Central Statistical Office

## Poland

Area	312,679km <sup>2</sup>
Population	37,8 milion
Capital	Warsaw
Language	Polish
Time-Zone	GMT + 1
Currency	Polish Zloty (PLN)
Major cities	Warsaw, Krakow, Gdansk, Katowice, Poznan, Wroclaw, Lublin, Lodz

Source: Central Statistical Office of Poland

## Slovakia

Area	49,035km <sup>2</sup>
Population	5,4 milion
Capital	Bratislava
Language	Slovak
Time-Zone	GMT + 1
Currency	Euro (EUR)
Major cities	Bratislava, Trnava, Nitra, Trenčín, Žilina, Banská Bystrica, Prešov, Košice

Source: Statistical Office of the Slovak Republic


# Czechia

- 8<sup>th</sup> safest destination out of 163 countries in the world
- 15 cultural monuments on the UNESCO Heritage List
- 1 natural monument on the UNESCO Heritage List
- UNESCO Intangible Cultural Heritage: 8 traditions
- 6 UNESCO Biosphere Reserves
- 1 UNESCO Global Geopark
- over 200 castles, chateaux and monuments
- 39 protected historical towns
- almost 40 spas
- more than 100 golf courses
- 4 national parks and 26 protected landscape areas
- 12 mountain ranges higher than 1,000 metres
- over 40,000 km of marked hiking trails
- more than 5,300 km of long-distance cycling trails, 4 Eurovelo routes, over 10 MTB trail parks
- over 600 km of ski slopes
- almost 4,000 km of cross-country ski trails
- cca 1,800 km of horse riding routes



## Summary statistics

	2017	2018	2019	2020	2021
<b>Arrivals of tourists in collective accommodation establishments</b>					
Total	20,000,561	21,247,150	21,988,366	10,863,448	11,383,601
Domestic	9,840,093	10,635,756	11,107,866	8,052,274	8,813,943
International	10,160,468	10,611,394	10,890,500	2,784,174	2,569,658
<b>Bed nights of tourists in collective accommodation establishments</b>					
Total	53,219,395	55,513,922	57,024,767	31,382,502	31,924,242
Domestic	26,962,382	27,753,901	29,844,204	23,994,436	25,376,927
International	26,257,013	26,760,021	27,180,563	7,388,066	6,547,315
<b>Average length of stay (in nights)</b>					
Total	3.66	3.61	3.59	3.90	3.80
Domestic	3.74	3.70	3.69	3.98	3.88
International	3.58	3.52	3.50	3.65	3.55



## Capacity

<b>Capacity of public accommodation establishments 2021</b>			
	Units	Rooms	Bed-places
Total	10,898	226,848	586,061
Hotel *****	69	7,976	15,486
Hotel, motel, hotel ****	809	45,371	94,144
Hotel, motel, hotel ***	1,589	49,611	113,940
Hotel, motel, hotel **	211	5,488	13,884
Hotel, motel, hotel *	112	2,303	6,016
Hotel garni ****, ***, **, *	159	3,541	8,349
Boarding houses/pensions	4,736	47,179	130,583
Tourist campsites	580	9,916	36,622
Cottage settlement	321	7,011	27,158
Community hostels	754	11,713	38,043
Other	1,558	36,739	101,836

## Receipts

<b>International tourism receipts and expenditure 2017–2021</b>					
	2017	2018	2019	2020	2021
Receipts mil. CZK	39,082	38,527	39,687	35,576	11,114
Expenditure mil. CZK	31,097	31,776	32,864	31,217	11,965
Balance mil. CZK	7,984	6,751	6,823	4,359	–851
Direct Contribution of T&T to GDP in %	2.9	2.9	2.9	1.5	1.55


#VisitCzechia

Czech Tourist  
Authority –  
CzechTourism

visitczechia.com  
@visitcz

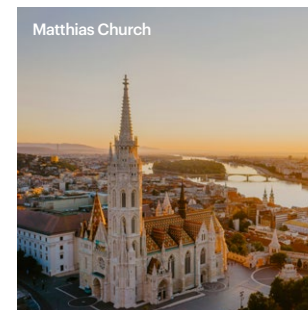
# Hungary

- Hungary has 9 UNESCO World Heritage Sites listed
- There are cca. 150 spas and Europe's only cave bath in Miskolctapolca
- Europe's largest biologically active thermal water lake called Lake Hévíz
- The Great Plain of Hungary is the largest continuous grassland in Europe
- With 77 km length and 7.8 km width on the average Lake Balaton is the largest lake in Central Europe
- 13 bridges span the river Danube in the capital Budapest
- Budapest has the second oldest underground in the World
- More than 30 ruin pubs, including the 3rd best bar in the world (Lonely Planet)
- 10 National Parks
- Cca. 200 caves under Budapest, 4 of them open for visitors
- Hungary has seven Michelin-star restaurants, two of which have two stars
- Approximately 1500 mineral springs utilized in Hungary
- The Hungarian Parliament is the third largest assembly building in the world



## Summary statistics

	2017	2018	2019	2020	2021
<b>Arrivals of tourists in collective accommodation establishments</b>					
<b>Total</b>	11,883,929	12,548,170	12,920,247	5,377,940	6,518,382
<b>Domestic</b>	6,233,852	6,603,047	6,751,671	4,011,528	4,698,103
<b>International</b>	5,650,077	5,945,123	6,168,576	1,366,412	1,820,279
<b>Bed nights of tourists in collective accommodation establishments</b>					
<b>Total</b>	29,768,770	31,011,261	31,537,856	13,689,659	18,199,203
<b>Domestic</b>	14,826,989	15,670,812	15,785,283	9,916,092	12,700,344
<b>International</b>	14,941,781	15,340,449	15,752,573	3,773,567	5,498,859
<b>Average length of stay (in nights)</b>					
<b>Total</b>	2.5	2.5	2.4	2.5	2.8
<b>Domestic</b>	2.4	2.4	2.3	2.5	2.7
<b>International</b>	2.6	2.6	2.6	2.8	3.0



## Capacity

<b>Capacity of public accommodation establishments 2021</b>			
	Units	Rooms	Bed-places
<b>Total</b>	3,978	114,780	322,666
<b>Hotel *****</b>	30	3,969	9,576
<b>Hotel ****</b>	337	26,465	73,431
<b>Other hotels and boarding houses</b>	2,475	48,489	119,130
<b>Tourist campsites</b>	311	14,291	56,609
<b>Community hostels</b>	516	16,669	46,884
<b>Other</b>	309	4,897	17,036

## Receipts

<b>International tourism receipts and expenditure 2017–2021</b>					
	2017	2018	2019	2020	2021
<b>Receipts mil. CZK</b>	5,483	5,856	6,480	2,839	3,480
<b>Expenditure mil. CZK</b>	2,176	2,239	2,452	1,028	1,231
<b>Balance mil. CZK</b>	3,307	3,617	4,028	1,811	2,248
<b>Direct Contribution of T&amp;T to GDP in %</b>	6.7	6.8	6.8	5.4	n/a



Hungarian  
Tourism Agency

visithungary.com  
facebook.com/visithungary



# Poland

- 17 UNESCO sites, 4 of which are Old Town city complexes: Warsaw, Krakow, Torun, and Zamość
- 426 castles – some serve as museums, others were converted into hotels and conference centres
- 926 museums, of which many offer interactive, engaging and modern exhibitions
- 23 national parks, spread all over Poland and 108 protected landscape parks
- Last primeval forest in Europe – Białowiecki National Park (UNESCO site) – rare animal and plant species you can see only there
- Very diverse landscapes: sea coastline, lake district, lowlands, highlands and mountain ranges of varied character
- The second, after Finland, biggest lake region (with over 1,000 lakes) in Europe, plentiful of rivers and canals and a 700 km long sand beach Baltic Sea coastline, makes Poland a dream come true for water sports enthusiasts: kayaking, yachting, kitesurfing, windsurfing
- All you need for active sport enthusiasts: 49,200 km of walking/hiking trails, 18,500 km of cycling routes, 1,100 of kayaking routes as well as great options for horseback riding, golfing
- Over 240 SPA resorts in 40 health resorts
- 16 airports offering international connections
- Numerous large shopping centres of which some are world award winners
- Unique culinary experience in trendy pubs and restaurants which serve local and international cuisine
- Long list of recognised international music and cultural festivals



## Summary statistics

	2017	2018	2019	2020	2021
<b>Arrivals of tourists in collective accommodation establishments</b>					
<b>Total</b>	31,989,344	33,895,930	35,668,091	17,878,969	22,198,972
<b>Domestic</b>	25,185,677	26,813,699	28,197,545	15,615,208	19,689,140
<b>International</b>	6,803,667	7,082,231	7,470,546	2,263,761	2,509,832
<b>Bed nights of tourists in collective accommodation establishments</b>					
<b>Total</b>	83,880,915	88,860,463	93,342,738	51,377,168	62,837,520
<b>Domestic</b>	67,175,700	71,117,812	74,659,162	44,754,216	55,672,507
<b>International</b>	16,705,215	17,742,651	18,683,576	6,622,952	7,165,013
<b>Average length of stay (in nights)</b>					
<b>Total</b>	2.62	2.62	2.62	2.87	2.83
<b>Domestic</b>	2.67	2.65	2.65	2.87	2.83
<b>International</b>	2.46	2.51	2.50	2.93	2.85



## Capacity

### Capacity of public accommodation establishments 2021

	Units	Rooms	Bed-places
<b>Total</b>	9,942		784,159
<b>Hotel *****</b>	80	10,718	22,412
<b>Hotel ****</b>	424	43,726	89,372
<b>Other hotels and boarding houses</b>	3,445	122,201	260,221
<b>Tourist campsites</b>	144		21,723
<b>Community hostels</b>	143		10,315
<b>Other</b>	5,706		380,116

## Receipts

### International tourism receipts and expenditure 2017–2021

	2017	2018	2019	2020	2021
<b>Receipts mil. Euro</b>	14,000	14,330	16,640	6,300	6,330
<b>Expenditure mil. Euro</b>	6,600	7,400	8,000	3,400	3,800
<b>Balance mil. Euro</b>	7,400	6,930	8,640	2,900	2,530
<b>Direct Contribution of T&amp;T to GDP in %</b>	n/a	n/a	n/a	n/a	n/a


# Slovakia

- Diverse landscape and majestic mountains with stunning views
- Pure nature with nine National Parks and thousands of km of marked hiking trails ideal for backpackers
- Short distances between points of interest, an ideal destination for free independent travellers to be travelled by car or by train
- Breathtaking historical monuments including 6 cultural UNESCO sites, 2 natural UNESCO sites, 9 UNESCO elements of intangible cultural heritage, 4 UNESCO biosphere reserves, 1 UNESCO geopark, 1 entry in the World Heritage Register, 1 UNESCO Creative City and 1 UNESCO Learning City.
- Big in royal heritage, with over 180 castles and ruins that attract film crews from all over the world
- Attractive cities with vibrancy and colour
- Country rich in water reservoirs, aquaparks for family holiday
- Awarded the prestigious ITB Medical Tourism Destination Award (2022, Berlin)
- First class ski-resorts in Low Tatras and High Tatras
- Top wines and delicate tastes, street food festivals and fine dining
- Fabulous folklore bursting with joyous folk music



## Summary statistics

	2017	2018	2019	2020	2021
<b>Arrivals of tourists in collective accommodation establishments</b>					
Total	5,375,475	5,596,407	6,432,934	3,210,007	2,724,587
Domestic	3,213,091	3,340,380	3,957,840	2,355,996	2,148,900
International	2,162,384	2,256,027	2,475,094	854,011	575,687
<b>Bed nights of tourists in collective accommodation establishments</b>					
Total	14,936,766	15,515,083	17,703,695	9,790,597	8,169,505
Domestic	9,507,435	9,818,699	11,452,830	7,443,029	6,704,262
International	5,429,331	5,696,384	6,250,865	2,347,568	1,465,243
<b>Average length of stay (in nights)</b>					
Total	2.8	2.8	2.8	3.1	3.0
Domestic	3.0	2.9	2.9	3.2	3.1
International	2.5	2.5	2.5	2.7	2.5



## Capacity

<b>Capacity of public accommodation establishments 2021</b>			
	Units	Rooms	Bed-places
Total	4,667	75,466	226,403
Hotel *****	219	13,447	31,679
Hotel ****			
Other hotels and boarding houses	1,564	31,845	80,692
Tourist campsites	n/a	n/a	n/a
Community hostels	n/a	n/a	n/a
Other	2,884	30,174	114,032

## Receipts

<b>International tourism receipts and expenditure 2017–2021</b>					
	2017	2018	2019	2020	2021
Receipts mil. Euro	2,587.80	2,709.80	2,861.20	1,145.60	941.30
Expenditure mil. Euro	2,125.20	2,225.40	2,312.80	1,248.70	1,256.70
Balance mil. Euro	462.60	484.50	548.40	–103.10	–315.40
Direct Contribution of T&T to GDP in % (data from TSA)	2.58	2.74	2.86	1.45	

SLOVAKIA  
TRAVEL

Ministry of  
Transport of the  
Slovak Republic

slovakia.travel/en  
facebook.com/slovakia-tourism

# Discover Central Europe

[www.discover-ce.eu](http://www.discover-ce.eu)

## Czechia

Czech Tourist Authority – CzechTourism  
Štěpánská 567/15  
120 00 Prague 2, Czech Republic  
[omzt@czechtourism.cz](mailto:omzt@czechtourism.cz)

 [visitczechia.com](http://visitczechia.com)

#VisitCzechia

## Hungary

Hungarian Tourism Agency  
Directorate of International Relations  
Kacsa u. 15–23  
1027 Budapest, Hungary  
[Magdolna.Fekete@visithungary.com](mailto:Magdolna.Fekete@visithungary.com)

 [visithungary.com](http://visithungary.com)



## Poland

Polish Tourism Organisation  
Planning and Development Department  
Młynarska 42  
01-171 Warsaw, Poland  
[pot@pot.gov.pl](mailto:pot@pot.gov.pl)

 [poland.travel](http://poland.travel)



## Slovakia

SLOVAKIA TRAVEL  
Suché Mýto 1  
811 03 Bratislava, Slovak Republic  
[maria.schvarczova@slovakia.travel](mailto:maria.schvarczova@slovakia.travel)

 [slovakia.travel/en](http://slovakia.travel/en)

SLOVAKIA  
TRAVEL

---

Published by Czech Tourist Authority – CzechTourism, Prague, 2023 ©

Text	CzechTourism, Hungarian Tourism Agency Ltd., Polish Tourism Organisation, Slovakia Travel
Design	Formata v.o.s
Photographs	CzechTourism photo bank – Libor Sváček / Vydavatelství MCU, Stastny_Pavel / Shutterstock, MarkBBDO, Juliann / Shutterstock Hungarian Tourism Agency Ltd. – HTA resources Polish Tourism Organisation – PTO resources Slovakia Travel – Martin Šopíneć, SLOVAKIA TRAVEL, archive SLOVAKIA TRAVEL
ISBN	ISBN 978-80-7513-247-5, 1 <sup>st</sup> edition